

ENVIRONMENTAL PRODUCT DECLARATION

KONE TransitMaster™ 140

Registration number: RTS_84_20
Declaration number: RTS_84_20
Eco Platform
reference number:
Published: 2021-02-04
Valid until: 2026-01-27
Revision number: 1.0

KONE IN BRIEF

At KONE, our mission is to improve the flow of urban life. As a global leader in the elevator and escalator industry, KONE provides elevators, escalators and automatic building doors, as well as solutions for modernization and maintenance to add value to buildings throughout their life cycle. KONE's equipment moves over 1 billion users each day. Through more effective People Flow®, we make people's journeys safe, convenient and reliable in taller, smarter buildings.

We serve more than 450,000 customers across the globe, and have more than one million elevators and escalators in our service base. Key customer groups include builders, building owners, facility managers and developers. The majority of these are maintenance customers. Architects, authorities and consultants are also key influencers in the decision-making process regarding elevators and escalators.

DRIVING INNOVATION AND IMPROVING RESOURCE EFFICIENCY

At KONE, innovation means putting the customer and the equipment user at the center. Innovations can have an important role in addressing climate change. Increasing resource efficiency is among our top priorities with regards to both our solutions and our operations. Our solution design contributes to the circular economy with a long lifetime and modularity as key features of our products, supported by our maintenance and modernization services.

LEADER IN SUSTAINABILITY

At KONE, sustainability is embedded in our organizational culture. It is how we treat each other and our stakeholders, how we take the environment into account in all of our actions, and how we foster economic performance now and in the future. Our vision is to deliver the best People Flow experience. Sustainability is a source of innovation and a competitive advantage for us. KONE is committed to conducting our business in a responsible and sustainable way and we expect the same commitment from our partners.



GENERAL INFORMATION, DECLARATION SCOPE AND VERIFICATION

Owner of the declaration, manufacturer	Kone Corporation Keilasatama 3 02150 Espoo, Finland Hanna Uusitalo hanna.uusitalo@kone.com
Product name and number	KONE TransitMaster™ 140
Place of production	The components are manufactured either in KONE's manufacturing units or by our suppliers with production location in China.
Additional information	www.kone.com
Product Category Rules and the scope of the declaration	This Environmental Product Declaration (EPD) has been prepared in accordance with EN 15804:2012+A1:2013 and ISO 14025 standards together with the RTS PCR (English version, 14.6.2018). Product specific category rules have not been applied in this EPD. The LCA study was completed in 2020 and is based on KONE and its suppliers' production data from 2019, collected in 2020. The used background data is not older than 10 years as per the requirement stated in EN 15804. EPDs of construction materials may not be comparable if they do not comply with EN 15804 and are seen in a building context.
Name of the used certified EPD tool	KONE-EPD One-Click LCA
Author of the life cycle assessment and declaration	Nikunj Pokhrel, Tian Tan nikunj.pokhrel@kone.com tian.tan@kone.com
Verification	This EPD has been verified according to the requirements of ISO 14025:2010, EN 15804:2012+A1:2013 and RTS PCR by a third party. The verification has been carried out by One Click LCA UK Ltd. Ipek Goktas The Oast The Emr Centre, New Road, East Malling Kent ME19 6BJ United Kingdom www.oneclicklca.com
Declaration issue date and validity	2021-02-04 2021-01-28- 2026-01-27



RAKENNUSTIETO

Building Information Foundation
RTS
Malminkatu 16 A
00100 Helsinki
cer.rts.fi

Laura Sariola
Committee Secretary

Laura Apilo
Managing Director



EUROPEAN STANDARD EN 15804: 2014 A1 SERVES AS THE CORE PCR

Independent verification of the declaration and data,
according to ISO14025:2010

Internal

External

Third party verifier:
Ipek Goktas, One Click LCA UK Ltd.

PRODUCT INFORMATION

PRODUCT DESCRIPTION

KONE TransitMaster™ 140 Escalator is a public transportation escalator designed for the highest people flow scenarios and long, even continuous operation. This high-quality escalator is energy-efficient and is offered with long lasting LED lighting and eco-efficient operation mode. The escalator provides comfortable ride experience with low noise levels and has visually appealing equipment design.

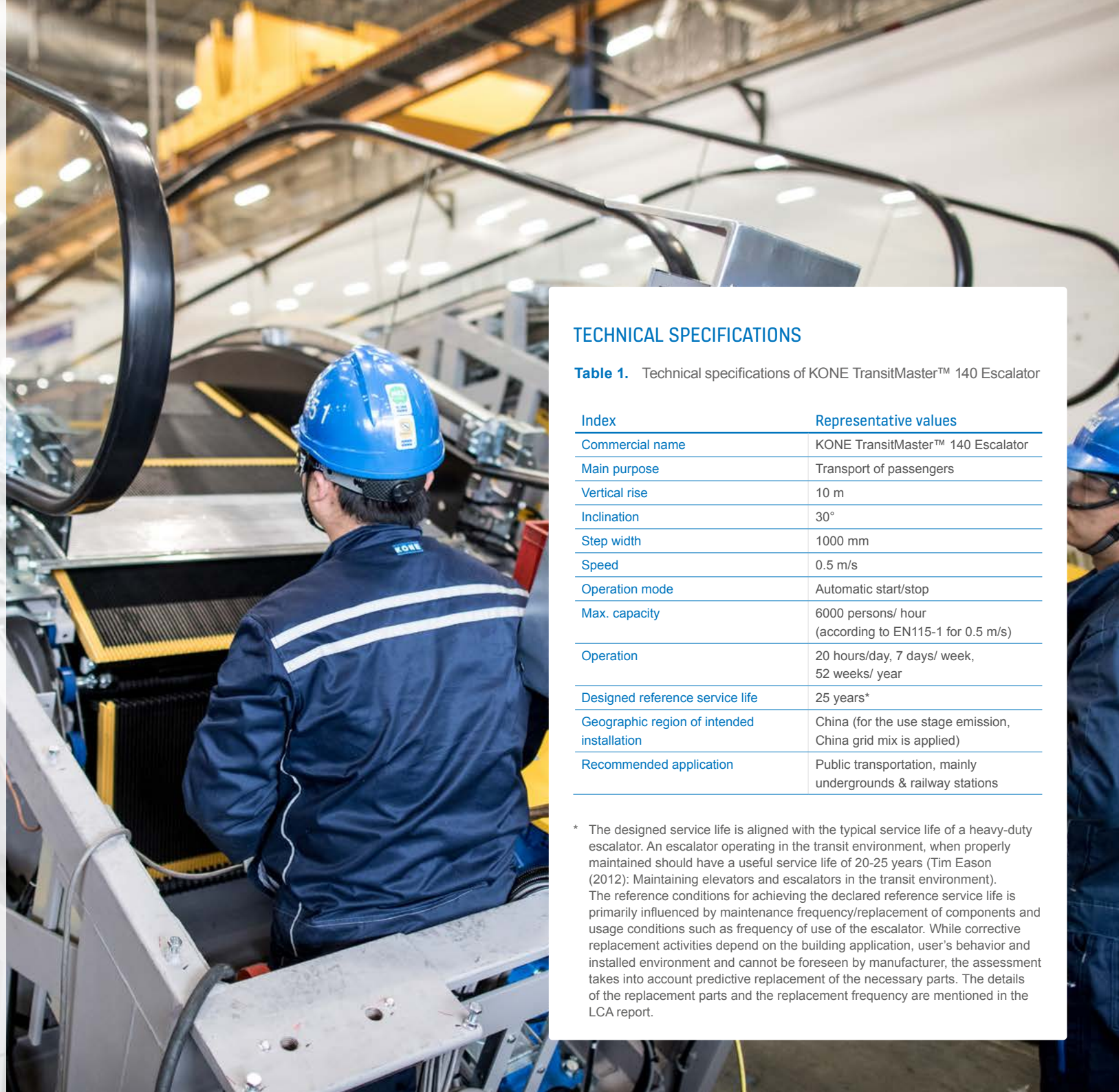
PRODUCT STANDARDS

All KONE escalators are equipped with standard safety features, required by Codes and Norms, including latest version of EN115.

In addition to that KONE TransitMaster™ 140 can also meet the most critical safety requirements of installed environment and location, including fire resistant options, strong corrosion resistance packages and other safety factors.

PHYSICAL PROPERTIES

The total mass of the escalator is 19,428 kg with the capacity to move 6000 people per hour. It has a rise of 10m, step width of 1m, inclination of 30°, and speed of 0.5m/s. The escalator is mainly composed of ferrous metal. For more details visit www.kone.com and contact your local KONE sales organization.



TECHNICAL SPECIFICATIONS

Table 1. Technical specifications of KONE TransitMaster™ 140 Escalator

Index	Representative values
Commercial name	KONE TransitMaster™ 140 Escalator
Main purpose	Transport of passengers
Vertical rise	10 m
Inclination	30°
Step width	1000 mm
Speed	0.5 m/s
Operation mode	Automatic start/stop
Max. capacity	6000 persons/ hour (according to EN115-1 for 0.5 m/s)
Operation	20 hours/day, 7 days/ week, 52 weeks/ year
Designed reference service life	25 years*
Geographic region of intended installation	China (for the use stage emission, China grid mix is applied)
Recommended application	Public transportation, mainly undergrounds & railway stations

* The designed service life is aligned with the typical service life of a heavy-duty escalator. An escalator operating in the transit environment, when properly maintained should have a useful service life of 20-25 years (Tim Eason (2012): Maintaining elevators and escalators in the transit environment). The reference conditions for achieving the declared reference service life is primarily influenced by maintenance frequency/replacement of components and usage conditions such as frequency of use of the escalator. While corrective replacement activities depend on the building application, user's behavior and installed environment and cannot be foreseen by manufacturer, the assessment takes into account predictive replacement of the necessary parts. The details of the replacement parts and the replacement frequency are mentioned in the LCA report.

RAW MATERIALS OF THE PRODUCT

The table below shows the material summary of the escalator studied, as delivered and installed in a building and handed over to a customer.

Table 2. Raw-materials used in one unit of KONE TransitMaster™ 140 Escalator

Product structure / composition/ raw-material	Amount %
Ferrous-metals (zinc coated steel, stainless steel, hot rolled steel, cold rolled steel, cast iron)	83.18
Non-ferrous metals (Aluminium, copper)	14.08
Plastics & rubbers (thermoplastics, synthetic rubbers)	1.68
Electronics and electrical equipment (cables, switch, PCB, LED, relay etc.)	0.77
Others (silicon, glues, lubricants, paint etc.)	0.29

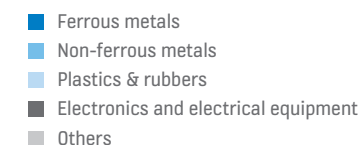
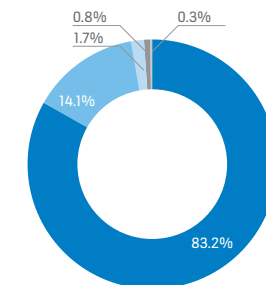
Table 3. Raw-materials used in packaging of one unit of KONE TransitMaster™ 140 Escalator

Material	Amount %
Wood	75.62
Plastic (PE-LD)	11.38
Cardboard	7.86
Metals	4.40
Solid fiberboard	0.74


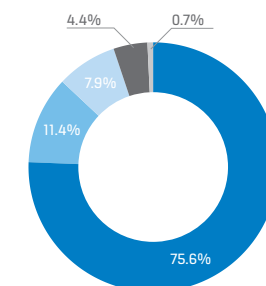
SUBSTANCES UNDER EUROPEAN CHEMICALS AGENCY'S REACH, SVHC RESTRICTIONS

Following the requirements of EN 15804 and RTS PCR for the declaration of substances on the candidate list of substances of very high concern (SVHC), we can conclude that to the best of our knowledge and based on the evidence provided by our suppliers the studied reference product does not contain substances on the SVHC list above 0.1% by weight of the product.

Material summary of a TransitMaster™ 140 Escalator unit



Material summary of packaging of a TransitMaster™ 140 Escalator unit





FUNCTIONAL / DECLARED UNIT

The results in the EPD are presented for a declared unit of 1 unit of escalator.

SYSTEM BOUNDARY

This EPD covers the full life cycle stages from cradle to grave; A1 (Raw material supply), A2 (Transportation to manufacturing site), A3 (Manufacturing), A4 (Transportation of the product to the building site), A5 (Installation). For the use stage, only B4 (Replacement) and B6 (Energy consumption in the use stage) are taken into account as other modules within this stage are irrelevant for the product. At the end of life stage, C1 -C4 (Deconstruction-Disposal) is modeled and taken into account. In addition, module D showing benefits and loads beyond the system boundary has been included.

CUT-OFF CRITERIA

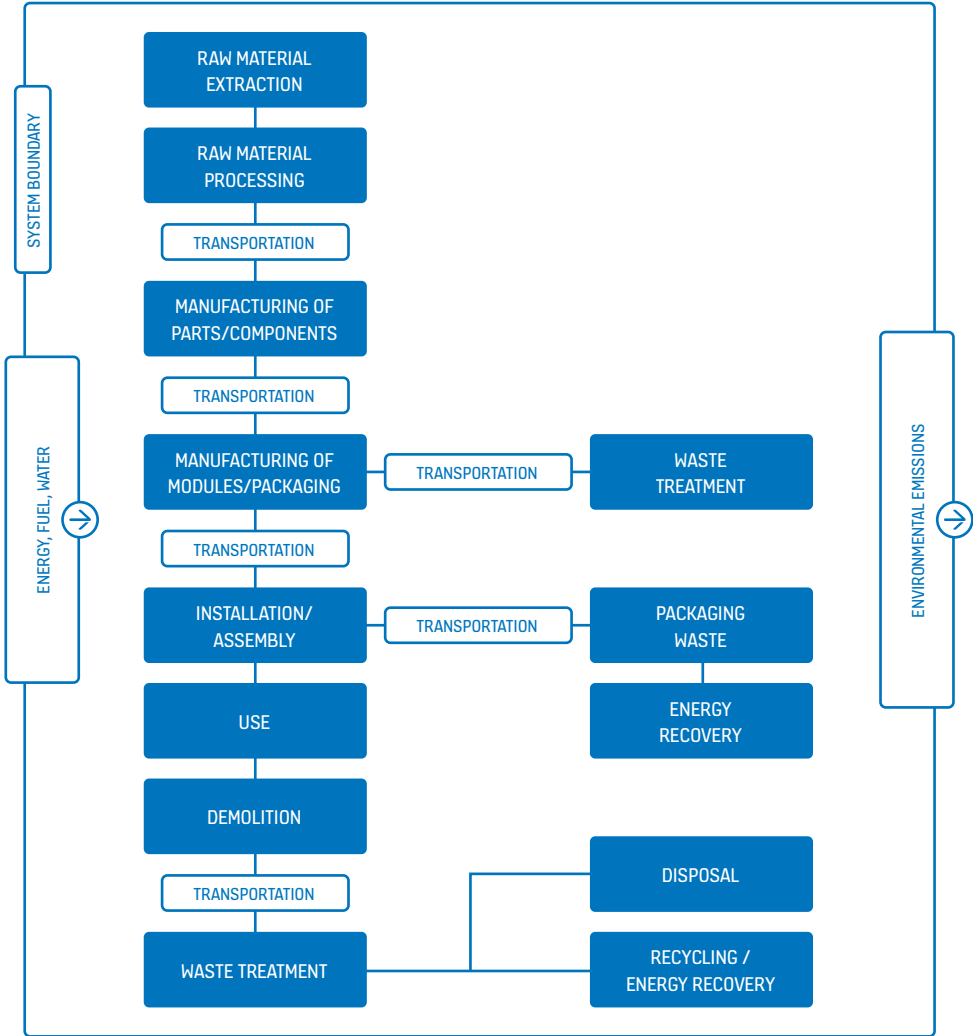
This study follows the cut-off criteria stated in RTS PCR and EN 15804 standard and does not exclude any modules or processes which are stated mandatory in the EN 15804 standard and in the RTS PCR. For A1-A3, amount of material consumption, packaging, transportation and manufacturing data from the factory was received for each of the 13 functional groups. However, the material classification was not possible for 31.95 kg of the material used in the product. The missing material data represents only 0.16 % of the total weight of the lift and their production is left out from the LCA analysis. Other materials with negligible quantities (kg) in the product that are excluded from the analysis are knots, bolts, screws, and labels and stickers. A4 transportation has been calculated but the return trip is not considered. Similarly, the impacts of the auxiliary materials used for the installation and replacement in A5

and B4 (example; gloves, adhesive tapes and cleaning agents) is excluded from the analysis since both their usage quantity and impacts are considered negligible.

PRODUCTION PROCESS

The main raw material of the escalator is ferrous metal, majority of which can be recycled after the end of life of the product.

The different components of the product, also known as escalator functional groups are manufactured at specific supplier's or KONE's manufacturing sites in China. The manufactured functional groups will be assembled in KONE factory for commissioning and will be disassembled into different parts and packaged for delivery to the installation site.



SCOPE OF THE LIFE CYCLE ASSESSMENT

All the modules covered in the EPD are marked with X.
 Mandatory modules are marked with blue in the table below.
 This declaration covers “cradle to grave”.
 For non-relevant fields, MNR is marked in the table (module not related).

Product stage			Assembly stage		Use stage							End of life stage				Beyond the system boundaries		
A1	A2	A3	A4	A5	B1	B2	B3	B4	B5	B6	B7	C1	C2	C3	C4	D	D	D
x	x	x	x	x	MNR	MNR	MNR	x	MNR	x	MNR	x	x	x	x	x	x	x
Raw materials	Transport	Manufacturing	Transport	Assembly	Use	Maintenance	Repair	Replacement	Refurbishment	Operational energy use	Operational water use	De-contruction demolition	Transport	Waste processing	Disposal	Reuse	Recovery	Recycling

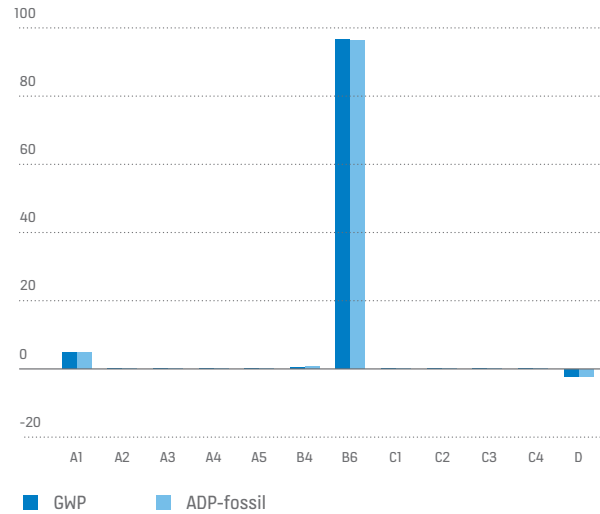
- Mandatory modules
- Mandatory as per the RTS PCR section 6.2.1 rules and terms
- Optional modules based on scenarios



ENVIRONMENTAL IMPACTS

The results of a life cycle assessment are relative. They do not predict impact on category endpoints, exceeding of limit values, safety margins, or risks. The CML impact assessment method and its related characterization factors were employed at the midpoint level in this study, i.e. without normalization and weighing. Impact categories included were abiotic depletion of fossil resources and elements, acidification potential, ozone depletion potential, global warming potential, eutrophication potential and photochemical ozone creation potential. The global warming potential of modules A1-A3 is mainly caused by material manufacturing, with all steel and aluminum related production activity having the highest share of 98 % of the impacts. The escalator of this study is in use in Shanghai, China. The annual energy consumption of 87,327 kWh* was calculated with ISO 25745-3 methodology. The impacts for B6 were calculated using the energy production fuel mixes for China which is predominantly fossil based. This directly results in the large GWP impacts for the operational usage stage. The results of the life cycle impact assessment are divided by life cycle stage per entire life cycle. Carbon footprint for the entire life cycle of the product is 2509 tons of CO₂e. Detailed results can be seen from the tables below. If the studied escalator is installed in Europe, the carbon footprint for the entire life cycle of the product will reduce by 58 %.

Figure 1. Results for GWP and ADP of fossil resources of KONE TransitMaster™ 140 Escalator



* The results of the energy calculation are based on the typical energy consumption of a KONE TransitMaster™ 140 Escalator. The results are KONE's best estimates of the annual energy consumption but the real-life values may vary depending on the actual installation.

Table 4. Potential environmental impacts per entire life cycle of KONE TransitMaster™ 140 Escalator

	GWP [kg CO ₂ e]	ODP [kg CFC-11e]	POCP [kg C ₂ H ₄ e]	AP [kg SO ₂ e]	EP [kg PO ₄ e]	ADP-elements [kg Sbe]	ADP-fossil [MJ]
A1 Materials Manufacturing	1.19E+05	4.60E-03	4.61E+01	6.80E+02	8.44E+01	1.02E+01	1.54E+06
A2 Transport to the manufacturer	6.44E+02	1.20E-04	1.10E-01	2.09E+00	3.40E-01	6.50E-03	9.73E+03
A3 Manufacturing	9.59E+02	1.30E-04	3.10E-01	4.68E+00	6.70E-01	1.60E-01	2.16E+04
A4 Transport to the building site	1.09E+02	2.10E-05	1.80E-02	3.60E-01	5.90E-02	6.50E-04	1.70E+03
A5 Installation into the building	2.59E+02	1.50E-06	2.00E-02	5.40E-01	6.50E-02	6.40E-05	1.24E+03
B4 Replacement	1.35E+04	6.40E-04	4.40E+00	5.53E+01	9.75E+00	2.20E-01	1.87E+05
B6 Operational energy use	2.43E+06	1.30E-02	4.74E+02	1.22E+04	9.16E+02	8.10E-01	3.05E+07
C1 Deconstruction	8.89E+01	4.90E-07	1.70E-02	4.50E-01	3.40E-02	3.00E-05	1.12E+03
C2 Waste transportation	4.39E+02	8.30E-05	7.20E-02	1.45E+00	2.40E-01	2.60E-03	6.86E+03
C3 Waste processing	4.54E+03	2.10E-04	8.90E-01	2.00E+01	3.91E+00	3.52E+00	4.00E+04
C4 Waste Disposal	2.26E+01	4.10E-06	1.20E-02	1.30E-01	1.90E-02	6.00E-05	4.65E+02
D Net benefits	-5.65E+04	-1.50E-03	-2.41E+01	-2.92E+02	-3.54E+01	-2.90E-01	-6.75E+05





USE OF NATURAL RESOURCES

Following the requirements of EN 15804 standard, the total of renewable and non-renewable energy use is reported separately for energy used as energy carrier and energy used as raw materials. The use of resources is reported in the following tables per entire life cycle of the escalator.

Table 5. The use of resources per entire life cycle of KONE TransitMaster™ 140 Escalator

	Use of renewable primary energy resources as energy [MJ]	Use of renewable primary energy resources as raw materials [MJ]	Total use of renewable primary energy [MJ]	Use of non renewable primary energy as energy [MJ]	Use of non renewable primary energy as raw materials [MJ]	Total use of non renewable primary energy [MJ]	Use of secondary materials [kg]*	Use of renewable secondary fuels [MJ]	Use of non renewable secondary fuels [MJ]	Use of net fresh water [m3]
A1 Materials Manufacturing	3.90E+03	1.43E+05	1.47E+05	7.16E+04	1.53E+06	1.60E+06	5.57E+03	0.00E+00	2.01E+04	8.00E+02
A2 Transport to the manufacturer	1.29E+02	0.00E+00	1.29E+02	9.90E+03	0.00E+00	9.90E+03	0.00E+00	0.00E+00	1.98E+01	1.86E+00
A3 Manufacturing	1.50E+00	2.02E+04	2.02E+04	4.75E+01	2.28E+04	2.29E+04	0.00E+00	0.00E+00	4.84E+01	1.17E+01
A4 Transport to the building site	2.48E+01	0.00E+00	2.48E+01	1.73E+03	0.00E+00	1.73E+03	0.00E+00	0.00E+00	2.69E+00	3.50E-01
A5 Installation into the building	8.38E+01	0.00E+00	8.38E+01	1.26E+03	0.00E+00	1.26E+03	0.00E+00	0.00E+00	1.30E+00	3.20E-01
B4 Replacement	1.14E+01	1.04E+04	1.04E+04	3.43E+02	1.98E+05	1.98E+05	1.26E+03	0.00E+00	3.64E+03	1.40E+02
B6 Operational energy use	2.20E+06	0.00E+00	2.20E+06	3.12E+07	0.00E+00	3.12E+07	0.00E+00	0.00E+00	6.76E+03	3.68E+03
C1 Deconstruction	8.07E+01	0.00E+00	8.07E+01	1.14E+03	0.00E+00	1.14E+03	0.00E+00	0.00E+00	2.50E-01	1.30E-01
C2 Waste transportation	1.00E+02	0.00E+00	1.00E+02	6.99E+03	0.00E+00	6.99E+03	0.00E+00	0.00E+00	1.09E+01	1.43E+00
C3 Waste processing	2.70E-02	3.91E+03	3.91E+03	8.80E-01	4.21E+04	4.21E+04	0.00E+00	0.00E+00	5.61E+01	6.56E+01
C4 Waste Disposal	0.00E+00	5.25E+01	5.25E+01	0.00E+00	4.76E+02	4.76E+02	0.00E+00	0.00E+00	1.05E+01	4.10E-01
D Net benefits	-2.36E+03	3.10E+04	2.87E+04	-3.42E+04	6.43E+05	6.09E+05	0.00E+00	0.00E+00	-1.62E+04	-1.78E+02

* The reported total use of secondary materials only include the amount of copper scrap and iron scrap that are used for copper production, steel production or cast iron production. Life cycle stages without the inflow of these materials were not considered for the secondary material uses.

END OF LIFE - WASTE

In addition to the waste reported by the manufacturing units during the production process (specific data), the data on the amount of waste disposed reported in the table 6 below also includes the average data of the output flows from the Ecoinvent database for all the life cycle stages. The amount of specific waste generated including the material losses during the production of escalator functional groups and packaging was collected from the functional group manufacturing units.

Table 6. Amount of waste disposed per entire life cycle of KONE TransitMaster™ 140 Escalator

	Hazardous waste disposed [kg]	Non hazardous waste disposed [kg]	Radioactive waste disposed [kg]
A1 Materials Manufacturing	2.72E+01	8.73E+03	2.06E+00
A2 Transport to the manufacturer	2.60E-01	4.82E+02	6.60E-02
A3 Manufacturing	3.18E+01	2.72E+02	7.60E-02
A4 Transport to the building site	4.50E-02	1.46E+02	1.20E-02
A5 Installation into the building	4.30E-03	6.20E+02	6.90E-04
B4 Replacement	1.07E+02	2.82E+02	3.30E-01
B6 Operational energy use	6.87E+01	3.66E+04	1.12E+01
C1 Deconstruction	2.50E-03	1.34E+00	4.10E-04
C2 Waste transportation	1.80E-01	5.91E+02	4.80E-02
C3 Waste processing	3.78E+01	2.22E+03	9.30E-02
C4 Waste Disposal	5.45E+01	1.94E+03	2.20E-03
D Net benefits	-5.25E+00	-1.72E+03	-4.20E-01

END OF LIFE - OUTPUT FLOW

The data for the output flows of the process is presented in table 7 for the entire life cycle. The parameters in the tables are calculated on the gross amounts leaving the system boundary when they have reached the end-of-waste state. None of the components are reused after the end of the waste state, possible exported energy is not reported in the LCI datasets of Ecoinvent and there is no amount of exported energy from the manufacturing units.

Table 7. Amount of materials leaving the system boundary per entire life cycle of KONE TransitMaster™ 140 Escalator

	Components for re-use [kg]	Materials for recycling [kg]	Materials for energy recovery [kg]	Exported Energy [MJ]
A1 Materials Manufacturing	0.00E+00	3.83E+00	3.10E-08	0.00E+00
A2 Transport to the manufacturer	0.00E+00	5.40E-03	2.40E-10	0.00E+00
A3 Manufacturing	0.00E+00	1.46E+03	1.50E+02	0.00E+00
A4 Transport to the building site	0.00E+00	9.00E-04	3.30E-11	0.00E+00
A5 Installation into the building	0.00E+00	1.40E-03	8.20E-12	0.00E+00
B4 Replacement	0.00E+00	2.73E+03	8.06E+02	0.00E+00
B6 Operational energy use	0.00E+00	1.32E+01	1.70E-07	0.00E+00
C1 Deconstruction	0.00E+00	4.80E-04	6.20E-12	0.00E+00
C2 Waste transportation	0.00E+00	3.70E-03	1.30E-10	0.00E+00
C3 Waste processing	0.00E+00	1.70E+04	4.30E+02	0.00E+00
C4 Waste Disposal	0.00E+00	4.40E-04	8.10E-11	0.00E+00
D Net benefits	0.00E+00	-5.50E-01	-5.20E-09	0.00E+00



SCENARIOS AND ADDITIONAL TECHNICAL INFORMATION

ELECTRICITY IN THE MANUFACTURING PHASE

Energy production is based on the Ecoinvent data source of version 3.4. All the escalator components and functional group are manufactured in China. Of the total electricity used in KONE manufacturing plant, part of it is generated through on-site solar energy source. The impacts of electricity generated for other than the solar energy have been calculated using the electricity fuel mixes provided for China by IEA (2017, International Energy Agency). The data includes the used fuel mixes, imported energy as well as production output and transmission and distribution losses.

Electricity in the manufacturing stage

A1 data quality of electricity and CO ₂ emissions, kg CO ₂ emissions equivalent/kWh	CN 1.11	Based on country specific fuel mixes for the production year 2014 from China Electric Power Yearbook 2015. Imported electricity has been considered. The environmental impacts include all upstream processes as well as transmission losses.
	CN 0.08	Based on the ecoinvent data for the grid connected electricity production in China with photovoltaic (PV) panels.
District heating data quality and CO ₂ emissions, kg CO ₂ emissions equivalent/kWh	CN 0.12	The environmental impact is based on the heat production in a natural gas powerplant with CHP production in the year 2012 for global.





TRANSPORT FROM PRODUCTION PLACE TO USER

Variable	Amount	Data quality
Fuel type and consumption in liters / 100 km	50	Truck > 32 tons, EURO 5 classification, diesel
Transportation distance km	60	Total road transportation used for transporting the escalator from KONE factory to building site.
Transport capacity utilization %	100	Truck is fully loaded while delivering the product to the building
Bulk density of transported products kg/m ³	N.A.	
Volume capacity utilisation factor (factor: =1 or <1 or ≥ 1 for compressed or nested packaged products)	1	Assumption

INSTALLATION OF THE STUDIED PRODUCT IN THE BUILDING

Parameter	Unit
Ancillary materials used for installation	glues and disposable gloves (not included in the analysis because of their insignificant usage amount)
Water use	0 m ³
Energy consumption	80 kWh
Waste materials generated by product installation	
Wood	450.26 kg
Steel	26.20 kg
Plastic	67.77 kg
Cardboard	46.82 kg
Solid fiberboard	4.37 kg

REPLACEMENT

Parameter	Unit
Energy input	3 kWh
Materials	
Steel	2951.64 kg
Polyurethane	20.20 kg
Polyamide 66	202.91 kg
Synthetic rubber	414.23 kg
Paint	0.14 kg

END-OF-LIFE PROCESS DESCRIPTION

The TransitMaster™ 140 is mainly composed of ferrous metals. A realistic assumption is made that whole of the escalator and its parts are collected separately during the dismantling process. 10% of the escalator's material is assumed to be not recyclable with current technologies. Ferrous metals, non-ferrous metals as well as electronic components used in the escalator can all be recycled after the end of life. Batteries and lubricating oils used in the escalator are treated as hazardous waste and incineration is considered for small proportion of combustible materials (mainly plastics).

Processes	Unit [expressed per functional unit or per declared unit of components products or materials and by type of material]	Amount kg/kg Data quality
Collection process specified by type	kg collected separately	1
	kg collected with mixed construction waste	0
Recovery system specified by type	kg for re-use	0
	kg for recycling	0.88*
	kg for energy recovery	0.02*
Disposal specified by type	kg product or material for final deposition	0.10*
Assumptions for scenario development, e.g. transportation	units as appropriate	Transportation distance for end of life treatment scenarios assumed to be 250 km

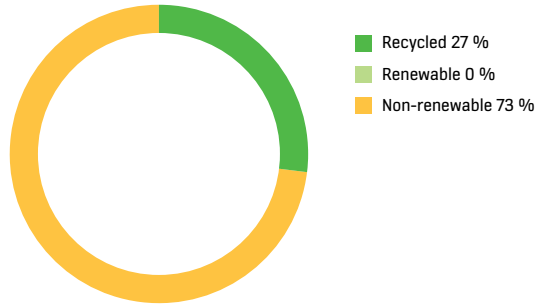
* Values are calculated based on the most common treatment scenarios currently in use for the materials.



SUMMARY

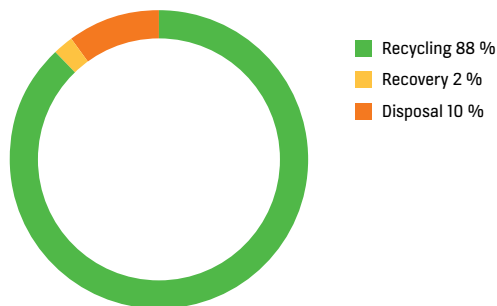
MATERIALS AND CIRCULARITY

Origin of materials



Materials	kg
Steel - all types	16160
Aluminium	2687
Plastics	326
Electronics	149
Copper	48
Others	57

Materials utilization potential after elevator usage



* The figures are rounded up

CARBON EMISSION

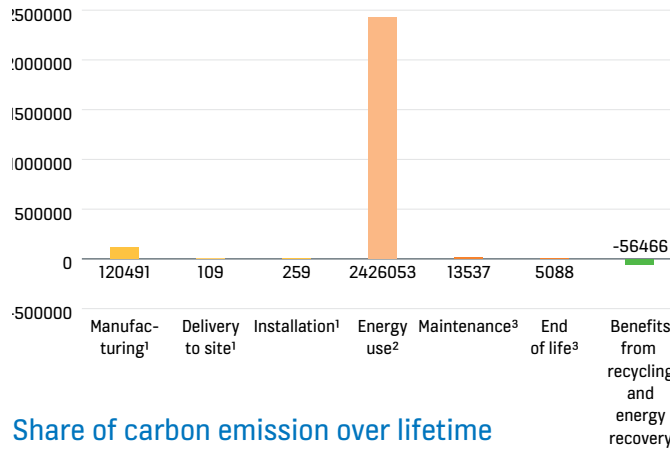
2,565,537 KG CO2E -56,466 KG CO2E



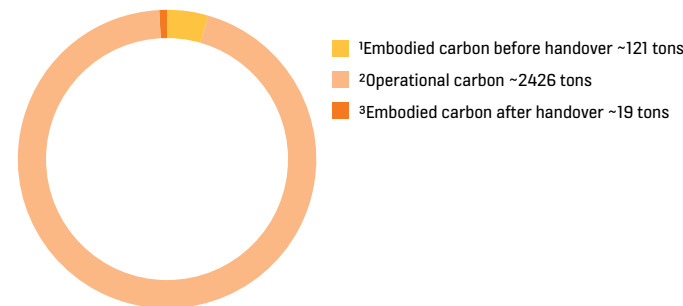
Carbon emission - GHG emission throughout lifecycle of product

Carbon saving - Recycling materials such as steel at the end of life avoids production of virgin materials ('negative emission').

Carbon footprint distribution (kg CO2 eq.)



Share of carbon emission over lifetime



RECOGNITIONS:

CLIMATE LEADERSHIP

KONE has maintained a CDP Climate Leadership score (A or A-) for seven years running as the only elevator company and achieved A score for Supplier Engagement for the third year running in 2020.



ONE OF THE MOST SUSTAINABLE COMPANIES IN THE WORLD

KONE ranked 43rd on the 2019 Corporate Knights Global 100 list of most sustainable corporations in the world as the only elevator and escalator company.

RECOGNITION FOR INNOVATIVE OFFERING

KONE was ranked as one of the world's most innovative companies by the business magazine Forbes in 2018. KONE ranked 59th and was the only elevator and escalator company on the list.

A-CLASS ENERGY RATING

KONE MiniSpace has received the best possible A-class energy rating according to the international ISO 25745-2 energy efficiency standard for elevators.

GLOSSARY

ADP, Abiotic depletion potential, expressed in kg Antimony (Sb) equivalent. for non-fossil resources and in MJ for fossil resources. In the CML method the non-fossil resources include e.g. silver, gold, copper, lead, zinc and aluminium.

AP, acidification potential, expressed in kg sulphuric dioxide (SO₂) equivalent. The indicator expresses acidification potential which originates from the emissions of sulphur dioxide and oxides of nitrogen. In the atmosphere, these oxides react and form acids which subsequently fall down to the earth in the form of rain or snow, or as dry depositions. Inorganic substances such as sulphates, nitrates, and phosphates change soil acidity. Major acidifying substances are nitrogen oxides (NO_x), ammonia (NH₃) and sulphate (SO₄).

CML, a methodology for life cycle impact assessment created by University of Leiden in the Netherlands in 2001. It is publicly available and contains more than 1700 different flows. It includes impact categories of acidification, climate change, depletion of abiotic resources, ecotoxicity, eutrophication, human toxicity, ozone layer depletion and photochemical oxidation.

EPD, environmental product declaration, provides numeric information about product's environmental performance and facilitates comparison between different products with the same function. EPDs for KONE are based on life cycle assessment.

EP, eutrophication potential, expressed in kg phosphate (PO₄³⁻) equivalent. Eutrophication describes emissions of substances to water that contribute to oxygen depletion. It means nutrient enrichment of an aquatic environment. Biomass growth in aquatic ecosystems may be limited by various nutrients. Most of the time, aquatic ecosystems are saturated with either nitrogen or phosphorus, and only the limiting factor can cause eutrophication. The CML method takes into account nitrogen and phosphorus related emissions.

Functional unit, The quantified performance of a product system for use as a reference unit.

GWP, global warming potential, expressed in kg carbon dioxide (CO₂) equivalent. The indicator expresses global

warming potential and refers to carbon footprint. It considers gaseous substances such as carbon dioxide (CO₂), methane (CH₄), laughing gas (N₂O) over 100 years. These substances have an ability to absorb infrared radiation in the earth's atmosphere. They let sunlight reach the earth's surface and trap some of the infrared radiation emitted back into space causing an increase in the earth's surface temperature.

LCA, life cycle assessment, is a method which quantifies the total environment impact of products or activities over their entire life cycle and life cycle thinking. Life cycle assessment is based on ISO 14040 and ISO 14044 standards and comprises four phases: goal and scope definition, inventory data collection and analysis, environmental impact assessment and interpretation of results. The results of LCA are used in communication and product development purposes, for example.

ODP, Ozone depletion potential, expressed in kg trichlorofluoromethane (CFC-11) equivalent. Ozone-depleting gases cause damage to stratospheric ozone or the "ozone layer". Chlorofluorocarbons (CFCs), halons and hydrochlorofluorocarbon (HCFCs) are the potent destroyer of ozone, which protects life on earth from harmful UV radiation. Damage to the ozone layer reduces its ability to prevent ultraviolet (UV) light entering the earth's atmosphere, increasing the amount of carcinogenic UVB light reaching the earth's surface. The CML impact calculation method takes into account all different forms of CFC, HCFC and halons related emissions.

Product Category rules (PCR) define the rules and requirements for EPDs of a certain product category. They are a key part of ISO 14025 as they enable transparency and comparability between EPDs

POCP, photochemical ozone creation potential, expressed in kg ethylene C₂H₄ equivalent. Photochemical ozone or ground level ozone is formed by the reaction of volatile organic compounds and nitrogen oxides in the presence of heat and sunlight. Ground-level ozone forms readily in the atmosphere, usually during hot summer weather. Photochemical oxidant formation is harmful to both humans and plants. The CML method takes into account certain emissions to air, for example, carbon monoxide (CO), ethyne (C₂H₂) and formaldehyde (CH₂O).

ADDITIONAL TECHNICAL INFORMATION

www.kone.com

Contact your local KONE sales organization to learn more about the technical details of the products available in your region.

ADDITIONAL INFORMATION

All the impacts specified by EN 15804 have been studied for all the information modules.

The EPD is compiled with KONE-EPD One-Click LCA tool which is certified by RTS.

Tool Declaration number: RTS_EPD_TOOL_1_19
Tool Registration number: RTS_EPD_TOOL_1_19
Tool issue date: 14.11.2019
Tool valid until: 28.10.2022

BIBLIOGRAPHY

ISO 14025:2010 Environmental labels and declarations – Type III environmental declarations Principles and procedures.

ISO 14040:2006 Environmental management. Life cycle assessment. Principles and frameworks.

ISO 14044:2006 Environmental management. Life cycle assessment. Requirements and guidelines.

EN 15804:2012+A1 Sustainability in construction works – Environmental product declarations – Core rules for the product category of construction products.

RTS PCR 14.6.2018 RTS PCR protocol: EPDs published by the Building Information Foundation RTS sr. PT 18 RT EPD Committee. (English version)

EN ISO 25745-3 Energy Performance of lifts, escalators and moving walks-Part3: Energy calculation and classification of escalators and moving walks

Ecoinvent database v3.4

KONE provides innovative and eco-efficient solutions for elevators, escalators, automatic building doors and the systems that integrate them with today's intelligent buildings.

We support our customers every step of the way; from design, manufacturing and installation to maintenance and modernization. KONE is a global leader in helping our customers manage the smooth flow of people and goods throughout their buildings.

Our commitment to customers is present in all KONE solutions. This makes us a reliable partner throughout the life cycle of the building. We challenge the conventional wisdom of the industry. We are fast, flexible, and we have a well-deserved reputation as a technology leader, with such innovations as KONE MonoSpace® DX, KONE NanoSpace™ and KONE UltraRope®.

KONE employs close to 57,000 dedicated experts to serve you globally and locally.

KONE CORPORATION

Corporate offices

Keilasatama 3
P.O. Box 7
FI-02151 Espoo
Finland
Tel. +358 (0)204 751

www.kone.com

This publication is for general informational purposes only and we reserve the right at any time to alter the product design and specifications. No statement in this publication shall be construed as a warranty or condition, express or implied, as to any product, its fitness for any particular purpose, merchantability, quality or representation of the terms of any purchase agreement. Minor differences between printed and actual colors may exist. KONE MonoSpace® DX, KONE EcoDisc®, KONE Care® and People Flow® are registered trademarks of KONE Corporation. Copyright © 2019 KONE Corporation.